

Halloween Count and Add

Name _____

6



6




+ =




A visual addition problem featuring 6 cauldrons on the left and 6 cauldrons on the right. The number 6 is written above each group. A plus sign and an equals sign are placed between the groups, followed by a large empty rectangular box for the student to write the sum.


6



4




+ =




A visual addition problem featuring 6 ghosts on the left and 4 ghosts on the right. The number 6 is written above the first group and 4 above the second. A plus sign and an equals sign are placed between the groups, followed by a large empty rectangular box for the student to write the sum.


8



6



+ =




A visual addition problem featuring 8 bats on the left and 6 bats on the right. The number 8 is written above the first group and 6 above the second. A plus sign and an equals sign are placed between the groups, followed by a large empty rectangular box for the student to write the sum.


10



5



+ =



A visual addition problem featuring 10 trick-or-treat bags on the left and 5 trick-or-treat bags on the right. The number 10 is written above the first group and 5 above the second. A plus sign and an equals sign are placed between the groups, followed by a large empty rectangular box for the student to write the sum.